

# GETTING STARTED WITH RING LIGHT



**OSRAM**

LEDs  
Included

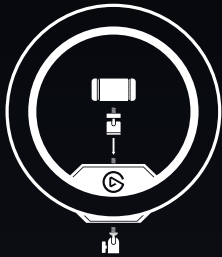
elgato 



# RING LIGHT

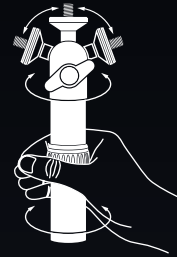
## SETTING UP RING LIGHT

1



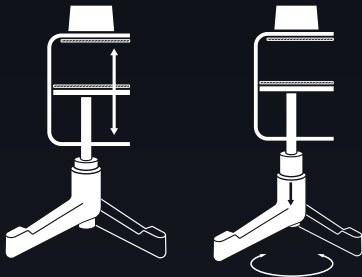
Secure Ring Light to the 1/4 inch screw on top of the ball head of the included Master Mount S pole.

2



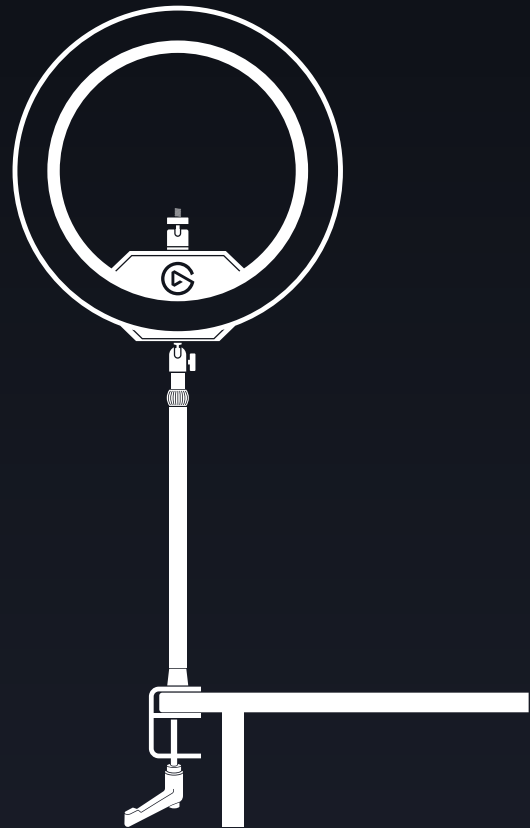
Attach the camera mount to Ring Light.

3

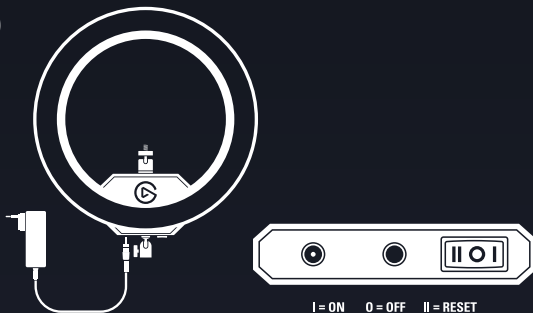


Turn the twist lock to adjust the height of Master Mount S.

4



5



Connect the power supply to Ring Light and plug it into a wall outlet.

Rotate the clamp ratchet to secure Master Mount S to your desk.

# CONTROLLING RING LIGHT

Ring Light can be controlled using either the onboard buttons, or via Wi-Fi from a PC, Mac, Android or iOS device.

If your PC or Mac is not equipped with Wi-Fi, use the Elgato Control Center app on your iOS or Android device to add Ring Light.

A Wi-Fi connection is only needed for initial pairing. Once paired, you can control Ring Light via any wired or wireless device in your network.

## PC/Mac setup



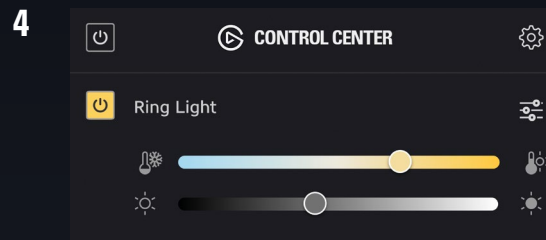
Download and install the Elgato Control Center software - [elgato.com/download](http://elgato.com/download)



Switch on your Ring Light. It will take approximately 10 seconds to boot up.



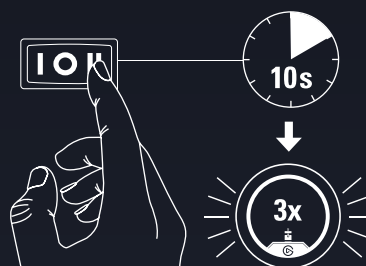
Launch Control Center and pair Ring Light by clicking the + icon.



Use Control Center to switch Ring Light on/off, adjust brightness, and fine-tune color temperature.

## Resetting your Ring Light

Power on Ring Light. Push and hold the RESET button for at least 10 seconds until the light flashes 3x.

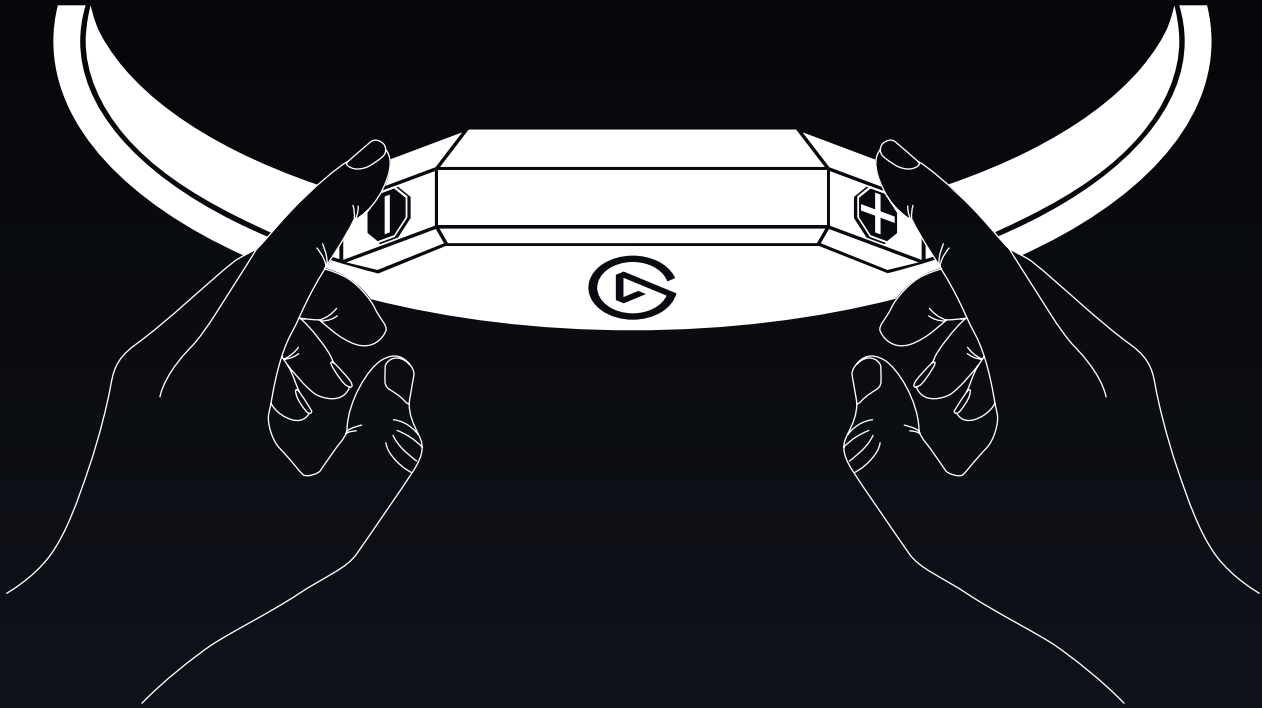


Compatible with:



# CONTROLLING RING LIGHT

## Onboard controls



- When not paired to a Wi-Fi connection, use the + and - buttons to adjust brightness and color temperature.
- Ring Light is in Brightness mode by default. Press + and - simultaneously to enter Color Temperature mode (Ring Light will flash twice) and repeat to enter Brightness mode (Ring Light will flash once).

## POSITIONING RING LIGHT



When using Ring Light at your desk, you should position it directly behind and above your monitor, angled towards you. An all-in-one lighting solution, Ring Light eliminates shadows on your face and features adjustable brightness and color temperature, so you can set ideal lighting conditions for your setup.