

Elgato Systems



EyeConnect User's Guide

© 2005
Elgato Systems
900 Kearny Street, Suite 750
San Francisco, CA 94133-5145
USA
support@elgato.com

elgato

Table of Contents

Chapter 1

Installation

Welcome to EyeConnect	3
EyeConnect System Requirements	3
Installing the EyeConnect Software	4

Chapter 2

Using EyeConnect

EyeConnect Product Activation	4
Start and Stop EyeConnect	4
EyeConnect and Multiple Users	5
Configuring Device Access	5
Add Other Shared Content	6
Working with Plug-ins	8

Chapter 3

Troubleshooting

Solving Common Problems	10
Downloading Updates	11
Getting Help	11

Software License Agreement	12
----------------------------	----

Chapter 1

Installation

Welcome to EyeConnect!

Thank you for purchasing EyeConnect. This guide shows you how to transmit EyeTV recordings, movies, music and pictures from your Macintosh to a UPnP™-AV Media player using EyeConnect*. It covers installing and configuring the EyeConnect software, and includes instructions for using its most common features.

EyeConnect System Requirements

EyeConnect requires the following minimum system configuration:

- Macintosh Computer with a 500 MHz or faster PowerPC® G4 or G5 processor
- Mac OS X v10.3.8 (or newer) and 10.4 (or newer), with all software and security updates installed
- Wired or wireless (802.11g) network connection between your UPnP™-AV media player and your Mac (for further information-please see the documentation that came with your UPnP™-AV media player)
- 20 MB available disk space
- iPhoto 2 (or newer) for photo playback and iTunes 4 (or newer) for music playback recommended
- EyeTV 1.7.1 or newer for playback of EyeTV recordings

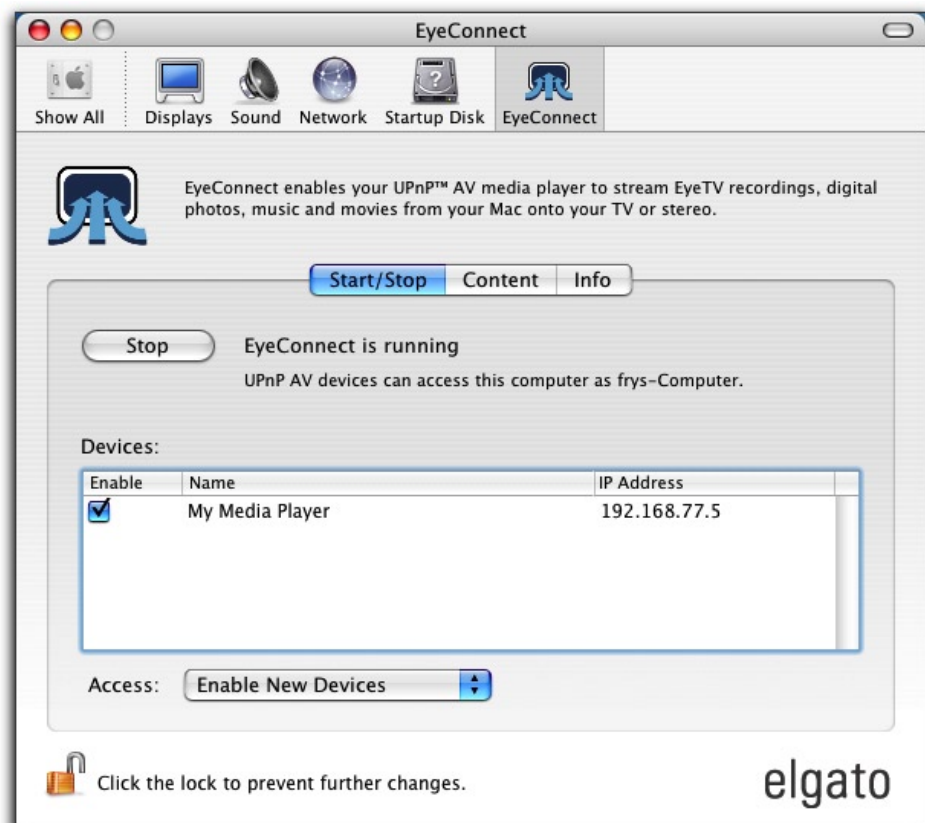
*** Please check the documentation that came with your UPnP™ AV device for a list of supported file types.**

Installing the EyeConnect Software

Insert the EyeConnect CD in your CD or DVD drive. Start the installation process and follow the onscreen instructions:

- Double-click the EyeConnect Installer.
- Type the administrator name and password when you are prompted and press return.
- Click Install.
- Wait for the installer to finish, then click Quit.

After the installer has quit, the EyeConnect system preference opens. After a short while you should see your UPnP AV devices on the network.



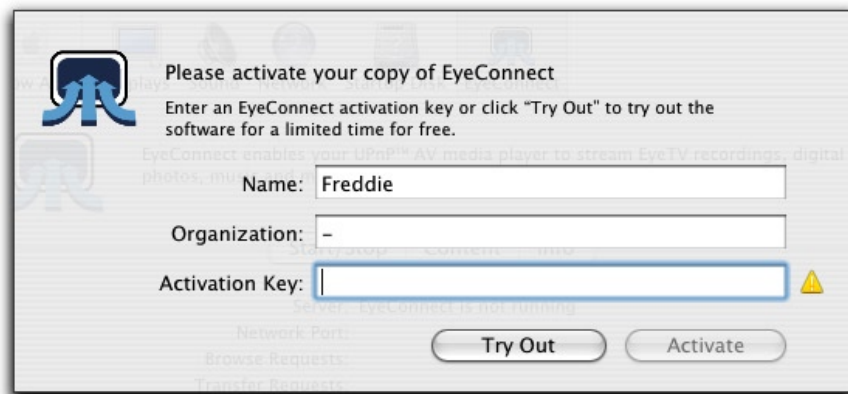
Chapter 2

Using EyeConnect

EyeConnect Product Activation

EyeConnect requires an activation code, otherwise it will stop working after a trial period of 30 days. To acquire an activation code, go to Elgato's web site at <http://www.elgato.com> and navigate to the online store.

After you have received your activation code, open the EyeConnect preference pane, click Info, then click Activate.



Type in your personal information and the activation code. Click Activate to finish the activation process.

Start and Stop EyeConnect

To launch EyeConnect open the System Preferences from the Apple menu. Open the EyeConnect preference pane, select the Start/Stop pane, and click Start. Type the administrator name and password when you are prompted and press Return.

EyeConnect allows devices on the network to browse and play back EyeTV recordings, videos, music (including your iTunes Library), and photos (including your iPhoto Archive) stored in all user accounts.

EyeConnect and Multiple Users

By default, EyeConnect shares all content in all user accounts. You can browse content by computer, category and user. You may wish to configure EyeConnect to block all content from a specific user, or just prevent specific content from an individual user from being displayed on your television.

Follow these steps to block access to all content from a specific user:

1. Log in to the user's OS X account.
2. Open EyeConnect and click the Start/Stop pane. Stop EyeConnect if it is running.
3. Click the Content pane. Uncheck the Share my content checkbox.

Follow these steps if you'd like to block access to specific content categories (such as an iTunes library) from an individual user account:

1. Log in to the user's OS X account.
2. Open EyeConnect and click the Start/Stop pane. Stop EyeConnect if it is running.
3. Click the Content pane. Click the category, in this case the Audio category, marked with an iTunes application icon.
4. Click Remove (-).
5. Click the Start/Stop pane. Start EyeConnect.

Configuring Device Access

You can enable and disable the ability of devices to access content on your computer. Click the Start/Stop pane. The Devices field lists the media players that are connected to the network. Click Enable to select and deselect it.

In the Access menu below the Devices field you can select how EyeConnect behaves when a new device connects to the network. Select Enable New Devices to always allow access to your content. Select Disable New Devices if you want to decide later if a new device is allowed to connect to your computer.

Add Other Shared Content

EyeConnect can also share video, audio and pictures that are not stored in your EyeTV archive, iTunes library and iPhoto archive. Follow these steps to make files and folders available for playback:

1. Open EyeConnect. If some settings are grey, then click the lock button, type the administrator name and password when you are prompted, and press the Return key.
2. Click the Content tab.
3. Click the "Add" (+) button.
4. In the following sheet select the "Folder" plug-in from the pulldown menu and click OK.



5. A sheet will drop down. In the Folder menu select your home directories' Movies, Music or Pictures folders, or choose "Other Folder...". If you select "Other Folder..." EyeConnect prompts you to pick the folder you want to share.



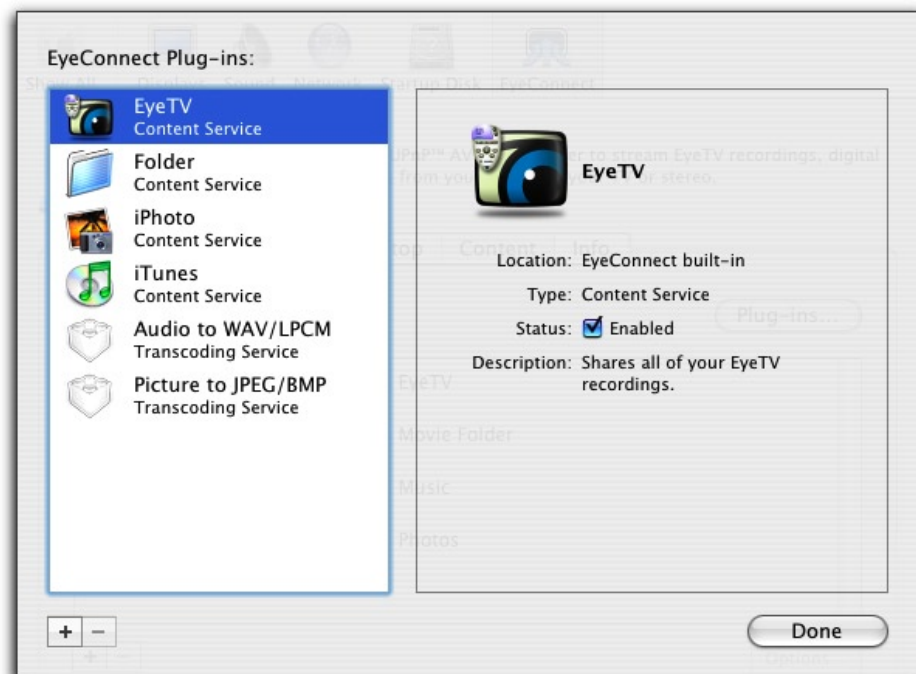
Type in the name of the shared folder, as it should appear in the EyeConnect prepane and on your television, and click OK.

Working With Plug-ins

EyeConnect works with different classes of content. It uses three types of plug-ins that have different tasks:

- **Content Services** This plug-in type enables a device to display content not only as single files but in a certain structure. One example is the iTunes content service which accesses your iTunes MP3 library by preserving all the browsing options and playlists.
- **Transcoding Services** These extensions enables EyeTV to transcode content which is not compatible with certain players from its original format to a file type that is readable by the player.
- **Support Services** A support service plug-in ensures that compatible content with unknown or incorrect MIME type information will still be decoded or transcoded before being sent to the player.

Installed and activated plug-ins are available for all users.



Follow these steps to extend EyeConnect's capabilities with additional plug-ins:

1. Open EyeConnect and click the Content pane. Click Plug-Ins.
2. In the following dialog click Add (+). Select the plug-in you would like to install. Click Install.
3. Make the plug-in active by clicking the selecting Enabled. Click Done. The plug-in's service will be available the next time you start EyeConnect.

While transcoding services and support services will work in the background, your newly installed content service will need to be configured. Click the Content pane and click Add (+). In the following sheet select the newly installed content service.

You can also remove any plug-in by selecting Remove (-) in Step 2 above. Be aware that removing any plug-in will remove it for all EyeConnect users. If you want to prevent a plug-in's content services from being visible on your media player, the way to do this without affecting every EyeConnect user is to remove the content service from the Content pane, which is done on a per-user basis.

Chapter 3

Troubleshooting

Solving Common Problems

- **Update content** – After the server has been restarted the media player may return an error if you try to access content. Use the remote control to navigate to the server selection or login window to log out and log in to your server before accessing content.
- **Compatibility issues** – Some media players' decoding services may not be compatible with transcoding services included in EyeConnect. If a file format that is supposed to be compatible with your device can not be displayed correctly this may indicate such an issue. Follow these steps to make a transcoding service inactive, after stopping EyeConnect:
 1. Open EyeConnect and click the Content pane. Click Plug-ins...
 2. In the EyeConnect Plug-ins window, find and click the transcoding service that causes the conflict.
 3. In the Plug-ins pane uncheck the Enabled box.
- **Network configuration** – Your UPnP™ AV devices should reside in the same subnet as the computer that runs EyeConnect. If the Devices window in EyeConnect's Start/Stop pane does not list any devices, then the Mac OS X firewall might be active. If it is, you need to create a new access rule that opens up port 2170, by opening the Sharing System Preference pane and selecting the Firewall tab. Click New. In the next sheet, select Other from the Port Name dropdown menu, type 2170 in the Port Number field, and "EyeConnect" into the Description field. Click OK, then go to the EyeConnect preference pane and restart EyeConnect.

Downloading Updates

Elgato is dedicated to making EyeConnect a better product. We will be releasing updates to the EyeConnect software periodically that add new features and functionality, as well as fixing any bugs encountered. Please check the Elgato web site often to download the latest version of EyeConnect software at:

<http://www.elgato.com/support/downloads.html>

Getting Help

If you are still experiencing problems after troubleshooting, you can get expert help directly from Elgato by using our web-based Technical Support Form:

<http://www.elgato.com/support/contact/>

Our Support Specialists will get back to you as soon as possible.

Software License Agreement

Elgato Systems, LLC
Software License Agreement
Single Use License

PLEASE READ THIS SOFTWARE LICENSE AGREEMENT ("LICENSE") CAREFULLY BEFORE USING THE SOFTWARE. BY USING THE SOFTWARE, YOU ARE AGREEING TO BE BOUND BY THE TERMS OF THIS LICENSE. IF YOU DO NOT AGREE TO THE TERMS OF THIS LICENSE, DO NOT USE THE SOFTWARE. IF YOU DO NOT AGREE TO THE TERMS OF THE LICENSE, YOU MAY RETURN THE SOFTWARE TO THE PLACE WHERE YOU OBTAINED IT FOR A REFUND. IF THE SOFTWARE WAS ACCESSED ELECTRONICALLY, CLICK "DISAGREE/DECLINE". FOR SOFTWARE INCLUDED WITH YOUR PURCHASE OF HARDWARE, YOU MUST RETURN THE ENTIRE HARDWARE/SOFTWARE PACKAGE IN ORDER TO OBTAIN A REFUND.

IMPORTANT NOTE: This software may be used to reproduce materials. It is licensed to you only for reproduction of non-copyrighted materials, materials in which you own the copyright, or materials you are authorized or legally permitted to reproduce. If you are uncertain about your right to copy any material, you should contact your legal advisor.

1. **General.** The software, documentation and any fonts accompanying this License whether on disk, in read only memory, on any other media or in any other form (collectively the "Software") are licensed, not sold, to you by Elgato Systems, LLC ("Elgato") for use only under the terms of this License, and Elgato reserves all rights not expressly granted to you. The rights granted herein are limited to Elgato's and its licensors' intellectual property rights in the Software and do not include any other patents or intellectual property rights. You own the media on which the Software is recorded but Elgato and/or Elgato's licensor(s) retain ownership of the Software itself. The terms of this License will govern any software upgrades provided by Elgato that replace and/or supplement the original Software product, unless such upgrade is accompanied by a separate license in which case the terms of that license will govern.

Title and intellectual property rights in and to any content displayed by or accessed through the Software belongs to the respective content owner. Such content may be protected by copyright or other intellectual property laws and treaties, and may be subject to terms of use of the third party providing such content. This License does not grant you any rights to use such content.

2. **Permitted License Uses and Restrictions.** This License allows you to install and use one copy of the Software on a single computer at a time. The Software may be used to reproduce materials so long as such use is limited to reproduction of non-copyrighted materials, materials in which you own the copyright, or materials you are authorized or legally permitted to reproduce. This License does not allow the Software to exist on more than one computer at a time, and you may not make the Software available over a network where it could be used by multiple computers

at the same time. If the Software was included with a Hardware product then this License does not allow you to use the Software with another Hardware product. You may make one copy of the Software in machine-readable form for backup purposes only; provided that the backup copy must include all copyright or other proprietary notices contained on the original. Except as and only to the extent expressly permitted in this License or by applicable law, you may not copy, decompile, reverse engineer, disassemble, modify, or create derivative works of the Software or any part thereof. THE SOFTWARE IS NOT INTENDED FOR USE IN THE OPERATION OF NUCLEAR FACILITIES, AIRCRAFT NAVIGATION OR COMMUNICATION SYSTEMS, AIR TRAFFIC CONTROL SYSTEMS, LIFE SUPPORT MACHINES OR OTHER EQUIPMENT IN WHICH THE FAILURE OF THE SOFTWARE COULD LEAD TO DEATH, PERSONAL INJURY, OR SEVERE PHYSICAL OR ENVIRONMENTAL DAMAGE.

3. Transfer. You may not rent, lease, lend or sublicense the Software. You may, however, make a one-time permanent transfer of all of your license rights to the Software to another party, provided that: (a) the transfer must include all of the Software, including all its component parts, original media, printed materials and this License; (b) you do not retain any copies of the Software, full or partial, including copies stored on a computer or other storage device; and (c) the party receiving the Software reads and agrees to accept the terms and conditions of this License. All components of the Software are provided as part of a bundle and may not be separated from the bundle and distributed as standalone applications.

NFR (Not for Resale) Copies: Notwithstanding other sections of this License, Elgato Software labeled or otherwise provided to you on a promotional basis may only be used for demonstration, testing and evaluation purposes and may not be resold or transferred.

Academic Copies: If the Software package has an academic label or if you acquired the Software at an academic discount, you must be an Eligible Educational End User to use the Software. "Eligible Educational End Users" means students, faculty, staff and administration attending and/or working at an educational institutional facility (i.e., college campus, public or private K-12 schools).

4. Termination. This License is effective until terminated. Your rights under this License will terminate automatically without notice from Elgato if you fail to comply with any term(s) of this License. Upon the termination of this License, you shall cease all use of the Software and destroy all copies, full or partial, of the Software.

5. Limited Warranty on Media. Elgato warrants the media on which the Software is recorded and delivered by Elgato to be free from defects in materials and workmanship under normal use for a period of ninety (90) days from the date of original retail purchase. Your exclusive remedy under this Section shall be, at Elgato's option, a refund of the purchase price of the product containing the Software or replacement of the Software which is returned to Elgato or an Elgato authorized representative with a copy of the receipt. THIS LIMITED WARRANTY AND ANY IMPLIED WARRANTIES ON THE MEDIA INCLUDING, BUT NOT LIMITED TO, THE IMPLIED WARRANTIES OF

MERCHANTABILITY, OF SATISFACTORY QUALITY, AND OF FITNESS FOR A PARTICULAR PURPOSE, ARE LIMITED IN DURATION TO NINETY (90) DAYS FROM THE DATE OF ORIGINAL RETAIL PURCHASE. SOME JURISDICTIONS DO NOT ALLOW LIMITATIONS ON HOW LONG AN IMPLIED WARRANTY LASTS, SO THE ABOVE LIMITATION MAY NOT APPLY TO YOU. THE LIMITED WARRANTY SET FORTH HEREIN IS THE ONLY WARRANTY MADE TO YOU AND IS PROVIDED IN LIEU OF ANY OTHER WARRANTIES (IF ANY) CREATED BY ANY DOCUMENTATION OR PACKAGING. THIS LIMITED WARRANTY GIVES YOU SPECIFIC LEGAL RIGHTS, AND YOU MAY ALSO HAVE OTHER RIGHTS WHICH VARY BY JURISDICTION.

6. Disclaimer of Warranties. YOU EXPRESSLY ACKNOWLEDGE AND AGREE THAT USE OF THE SOFTWARE IS AT YOUR SOLE RISK AND THAT THE ENTIRE RISK AS TO SATISFACTORY QUALITY, PERFORMANCE, ACCURACY AND EFFORT IS WITH YOU. EXCEPT FOR THE LIMITED WARRANTY ON MEDIA SET FORTH ABOVE AND TO THE MAXIMUM EXTENT PERMITTED BY APPLICABLE LAW, THE SOFTWARE IS PROVIDED "AS IS", WITH ALL FAULTS AND WITHOUT WARRANTY OF ANY KIND, AND ELGATO AND ELGATO'S LICENSORS (COLLECTIVELY REFERRED TO AS "ELGATO" FOR THE PURPOSES OF SECTIONS 6 AND 7) HEREBY DISCLAIM ALL WARRANTIES AND CONDITIONS WITH RESPECT TO THE SOFTWARE, EITHER EXPRESS, IMPLIED OR STATUTORY, INCLUDING, BUT NOT LIMITED TO, THE IMPLIED WARRANTIES AND/OR CONDITIONS OF MERCHANTABILITY, OF SATISFACTORY QUALITY, OF FITNESS FOR A PARTICULAR PURPOSE, OF ACCURACY, OF QUIET ENJOYMENT, AND NON-INFRINGEMENT OF THIRD PARTY RIGHTS. ELGATO DOES NOT WARRANT AGAINST INTERFERENCE WITH YOUR ENJOYMENT OF THE SOFTWARE, THAT THE FUNCTIONS CONTAINED IN THE SOFTWARE WILL MEET YOUR REQUIREMENTS, THAT THE OPERATION OF THE SOFTWARE WILL BE UNINTERRUPTED OR ERROR-FREE, OR THAT DEFECTS IN THE SOFTWARE WILL BE CORRECTED. NO ORAL OR WRITTEN INFORMATION OR ADVICE GIVEN BY ELGATO OR AN ELGATO AUTHORIZED REPRESENTATIVE SHALL CREATE A WARRANTY. SHOULD THE SOFTWARE PROVE DEFECTIVE, YOU ASSUME THE ENTIRE COST OF ALL NECESSARY SERVICING, REPAIR OR CORRECTION. SOME JURISDICTIONS DO NOT ALLOW THE EXCLUSION OF IMPLIED WARRANTIES OR LIMITATIONS ON APPLICABLE STATUTORY RIGHTS OF A CONSUMER, SO THE ABOVE EXCLUSION AND LIMITATIONS MAY NOT APPLY TO YOU.

7. Limitation of Liability. TO THE EXTENT NOT PROHIBITED BY LAW, IN NO EVENT SHALL ELGATO BE LIABLE FOR PERSONAL INJURY, OR ANY INCIDENTAL, SPECIAL, INDIRECT OR CONSEQUENTIAL DAMAGES WHATSOEVER, INCLUDING, WITHOUT LIMITATION, DAMAGES FOR LOSS OF PROFITS, LOSS OF DATA, BUSINESS INTERRUPTION OR ANY OTHER COMMERCIAL DAMAGES OR LOSSES, ARISING OUT OF OR RELATED TO YOUR USE OR INABILITY TO USE THE SOFTWARE, HOWEVER CAUSED, REGARDLESS OF THE THEORY OF LIABILITY (CONTRACT, TORT OR OTHERWISE) AND EVEN IF ELGATO HAS BEEN ADVISED OF THE POSSIBILITY OF SUCH DAMAGES. SOME JURISDICTIONS DO NOT ALLOW THE LIMITATION OF LIABILITY FOR PERSONAL INJURY, OR OF INCIDENTAL OR CONSEQUENTIAL DAMAGES, SO THIS LIMITATION MAY NOT APPLY TO YOU. In no event shall Elgato's total liability to you for all damages (other than as may be required by applicable law in cases involving personal injury) exceed the amount of fifty dollars (\$50.00). The foregoing limitations will apply even if the above stated remedy fails of its essential purpose.

8. **Export Law Assurances.** You may not use or otherwise export or reexport the Software except as authorized by United States law and the laws of the jurisdiction in which the Software was obtained. In particular, but without limitation, the Software may not be exported or re-exported (a) into (or to a national or resident of) any U.S. embargoed countries (currently Cuba, Iran, Iraq, Libya, North Korea, Sudan and Syria), or (b) to anyone on the U.S. Treasury Department's list of Specially Designated Nationals or the U.S. Department of Commerce Denied Person's List or Entity List. By using the Software, you represent and warrant that you are not located in, under control of, or a national or resident of any such country or on any such list.

9. **Government End Users.** The Software and related documentation are "Commercial Items", as that term is defined at 48 C.F.R. §2.101, consisting of "Commercial Computer Software" and "Commercial Computer Software Documentation", as such terms are used in 48 C.F.R. §12.212 or 48 C.F.R. §227.7202, as applicable. Consistent with 48 C.F.R. §12.212 or 48 C.F.R. §227.7202-1 through 227.7202-4, as applicable, the Commercial Computer Software and Commercial Computer Software Documentation are being licensed to U.S. Government end users (a) only as Commercial Items and (b) with only those rights as are granted to all other end users pursuant to the terms and conditions herein. Unpublished-rights reserved under the copyright laws of the United States.

10. **Controlling Law and Severability.** This License will be governed by and construed in accordance with the laws of the State of California, as applied to agreements entered into and to be performed entirely within California between California residents. This License shall not be governed by the United Nations Convention on Contracts for the International Sale of Goods, the application of which is expressly excluded. If for any reason a court of competent jurisdiction finds any provision, or portion thereof, to be unenforceable, the remainder of this License shall continue in full force and effect.

11. **Complete Agreement; Governing Language.** This License constitutes the entire agreement between the parties with respect to the use of the Software licensed hereunder and supersedes all prior or contemporaneous understandings regarding such subject matter. No amendment to or modification of this License will be binding unless in writing and signed by Elgato. Any translation of this License is done for local requirements and in the event of a dispute between the English and any non-English versions, the English version of this License shall govern.

12. **MPEG-2 Notice.** To the extent that the Software contains MPEG-2 functionality, the following provision applies: ANY USE OF THIS PRODUCT OTHER THAN CONSUMER PERSONAL USE IN ANY MANNER THAT COMPLIES WITH THE MPEG-2 STANDARD FOR ENCODING VIDEO INFORMATION FOR PACKAGED MEDIA IS EXPRESSLY PROHIBITED WITHOUT A LICENSE UNDER APPLICABLE PATENTS IN THE MPEG-2 PATENT PORTFOLIO, WHICH LICENSE IS AVAILABLE FROM MPEG LA, L.L.C, 250 STEELE STREET, SUITE 300, DENVER, COLORADO 80206.